

Products Identification Codes - Ed. 01/2007

PRODUCTS TYPE

Number of Way	Type	Power	Face to face DIN	Face to Face ANSI
			PN16/40 Flanges	DIN – JIS – ANSI Flanges
2 way single seat	Control	Pneumatic	2000 AD – AR	5000 AD- AR
2 way single seat	Control Low Noise		2200 AD – AR	5200 AD – AR
2 way single seat	On-off		2300 - 2400 AD-AR	5300 - 5400 AD-AR
2 way double seat	Control		2100 AD – AR – DE	5100 AD- AR- DE
3 way mixing	Control		-	5800 AD – AR
3 way diverting	Control		2600 AD – AR	5600 AD – AR
2 way single seat	Control		2700 AD – AR	5700 AD – AR
2 way single seat	Control	Electric	2000 EP	5000 EP
2 way single seat	On-off		2100 EP	5100 EP
2 way double seat	Control		-	5800 EP
3 way mixing	Control		2600 EP	5600 EP
3 way diverting	Control		2700 EP	5700 EP

BODY GROUP CODES

Type	DN	Material	Flanges	Packing - Bonnet	Gasket	Plug
20=2000 21=2100 22=2200 23=2300 24=2400 26=2600 27=2700 50=5000 51=5100 52=5200 53=5300 54=5400 56=5600 57=5700 58=5800	015=DN 15 020=DN 20 025=DN 25 032=DN 32 040=DN 40 050=DN 50 065=DN 65 080=DN 80 100=DN100 125=DN125 150=DN150 200=DN200	A= EN GJL 250 B=1.0619 B=ASTM A 216 WCB C=1.4408 CF8M S= SG Iron GGG40.3	D16=PN16 D40=PN40 A15=ANSI 150 A30=ANSI 300 J10 = J10K J20 = J20K	T = PTFE bonnet std TG = PTFE+graph b. std G = graphite bonnet std PT = PTFE finned PTG = PTFE.+gr. finned PG = graphite finned ST = PTFE+PN16 bellow* STG = PTFE/GR+PN16 bellow* SG = graphite+PN16 bellow* * bellow std. PN 16	T = PTFE E = Europil E = (DN 125- 200 Spiromet.)	1=EQP/EQV/MFS 2=PL/LV/MFP 2=LINEAR CAGE 3=PT/VPT 4=PT-PTFE 5=PT-PTFE-GR

EXAMPLE :

20	015	A	D16	T	T	1
----	-----	---	-----	---	---	---

PNEUMATIC ACTUATOR GROUP CODES

Actuator Type	Stroke	Signal	DN
T1 = T200 T2 = T250 T3 = T310 T4 = T400 T5 = T500	C11 = 11 mm C19 = 19 mm C28 = 28 mm C50 = 50 mm	315 = 3-15 psi 618 = 6-18 psi 630 = 6-30 psi 35 = 35 psi 26AD = 2-6 bar AD version 26ARFA = 2-6 bar AR version (fluid opens) 26ARFC = 2-6 bar AR version (fluid closes) DE = double effect	1520 = DN 15/20 2532 = DN 25/32 4050 = DN 40/50 6580 = DN 65/80 100 = DN 100 125200 = DN125/200

EXAMPLE :

T1	C11	315	1520
----	-----	-----	------

ELECTRIC ACTUATORS (VOLTAGE OPENS AND CLOSES) GROUP CODE

Type	Motor	Supply	Potentiometer	Positioner	DN
EP	1 = PSL 201 2 = PSL 202 3 = PSL 204 4 = PSL 210 5 = PSL 312 6 = PSL 314 7 = PSL 320 8 = PSL 325	A = 220 V – 50 Hz B = 110 V – 50 Hz C = 24 V – 50 Hz D = 24 V cc E = 380 V – 50 Hz	P0 = none P1 = PD210 11 P2 = PD210 19 P3 = PD210 28 P4 = PD210 50 P5 = PD210 55	P0 = none PA = PSAP 220 V PB = PSAP 110 V PC = PSAP 24 V	1520 = DN 15/20 2532 = DN 25/32 4050 = DN 40/50 6580 = DN 65/80 100 = DN 100 125200 = DN125/200

ELECTRIC ACTUATORS WITH SPRING RETURN

Type	DN
AFV234SF232 (for type 2000 EPR all diameters / for type 2700 EPR DN 25-100)	1520 = DN 15/20 2532 = DN 25/32 4050 = DN 40/50 6580 = DN 65/80
AFV234SF132 (for type 2600 EPR all diameters / for type 2700 EPR DN 15-20)	100 = DN 100 125200 = DN125/200

EXAMPLE :

EP	1	A	P1	PA	1520
EP	3	B	P3	P0	100
AFV234SF232					1520

REDUCED BORE CODES

(available for every types but **LOW NOISE 2200/2300/2400/5200/5300/5400** see pag.3)

Red.	Body type	DN	Bore – plug	Bellow	Stellited
R	2S = 2 way single seat	015 = DN 15 020 = DN 20	M18 = MFP 1/8” M316 = MFP 3/16” M14 = MFP 1/4” M38 = MFP 3/8” B114 = BF 1 FLUTE 1/4” (MFS) B214 = BF 2 FLUTES 1/4” (MFS) B138 = BF 1 FLUTE 3/8” (MFS) B238 = BF 2 FLUTES 3/8” (MFS)	S	ST
		020 = DN 20 025 = DN 25 032 = DN 32 040 = DN 40	0151 = DN 15 EQP PLUG 0152 = DN 15 PL PLUG 0153 = DN 15 PT PLUG 0201 = DN 20 EQP PLUG 0202 = DN 20 PL PLUG 0203 = DN 20 PT PLUG 0251 = DN 25 EQP PLUG 0252 = DN 25 PL PLUG 0253 = DN 25 PT PLUG 0321 = DN 32 EQP PLUG 0322 = DN 32 PL PLUG 0323 = DN 32 PT PLUG 0401 = DN 40 EQP PLUG 0402 = DN 40 PL PLUG 0403 = DN 40 PT PLUG	With bellow only	
	2S = 2 way single seat 2D = 2 way single seat	050 = DN 50 065 = DN 65 080 = DN 80 100 = DN 100 125 = DN 125 150 = DN 150 200 = DN 200	0501 = DN 50 EQP PLUG 0502 = DN 50 PL PLUG 0503 = DN 50 PT PLUG 0651 = DN 65 EQV PLUG 0652 = DN 65 LV PLUG 0653 = DN 65 VPT PLUG 0801 = DN 80 EQV PLUG 0802 = DN 80 LV PLUG 0803 = DN 80 VPT PLUG 1001 = DN 100 EQV PLUG 1002 = DN 100 LV PLUG 1003 = DN 100 VPT PLUG 1251 = DN 125 EQP / EQV PLUG 1252 = DN 125 PL PLUG 1253 = DN 125 PT PLUG 1501 = DN 150 EQP / EQV PLUG 1502 = DN 150 PL PLUG 1503 = DN 150 PT PLUG	-	

For stellited reduced bore only

EXAMPLE :

R	2S	025	0151		
R	2S	015	B114	S	ST
R	2S	020	0152		ST

NOTE : the body group code must always be with 1-end (for MFS / BF) and 2-end (for MFP)

LOW NOISE REDUCED BORE CODES 2200/2300/2400/5200/5300/5400

Red.	Body Type	DN	Bore – plug	Stellited
R	22 = Type 2200 52 = Type 5200	020 = DN 20 020 = DN 20 025 = DN 25 032 = DN 32 040 = DN 40 050 = DN 50	0152 = DN 15 Linear cage plug 0202 = DN 20 Linear cage plug 0252 = DN 25 Linear cage plug 0322 = DN 32 Linear cage plug 0402 = DN 40 Linear cage plug	ST For stellited reduced bore only
	23 = Type 2300 / 2400 53 = Type 5300 / 5400	065 = DN 65 080 = DN 80 100 = DN 100 125 = DN 125 150 = DN 150 200 = DN 200	0322 = DN 32 Linear cage plug 0402 = DN 40 Linear cage plug 0502 = DN 50 Linear cage plug 0652 = DN 65 Linear cage plug 0802 = DN 80 Linear cage plug 1002 = DN 100 Linear cage plug 1252 = DN 125 Linear cage plug 1502 = DN 150 Linear cage plug	

EXAMPLE :

R	22	050	0252	
R	23	065	0402	ST
R	53	200	1252	ST

STELLITED SEAT+PLUGS CODES

Stellited	DN	Plug Type
ST		M18 = MFP 1/8"
		M316 = MFP 3/16"
		M14 = MFP 1/4"
		M38 = MFP 3/8"
		B114 = BF 1 FLUTE 1/4"
		B214 = BF 2 FLUTES 1/4"
		B138 = BF 1 FLUTE 3/8"
		B238 = BF 2 FLUTES 3/8"
	015 = DN 15	1 = DN 15/50 EQP PLUG
	020 = DN 20	2 = DN 15/50 PL PLUG
	025 = DN 25	3 = DN 15/50 PT PLUG
	032 = DN 32	1 = DN 65/100 EQV PLUG
	040 = DN 40	2 = DN 65/100 LV PLUG
	050 = DN 50	3 = DN 65/100 VPT PLUG
	065 = DN 65	1 = DN 125/200 EQP/EQV PLUG
	080 = DN 80	2 = DN 125/200 PL PLUG
	100 = DN 100	3 = DN 125/200 PT PLUG
	125 = DN 125	222 = DN 15/50 linear cage plug Type 2200
	150 = DN 150	232 = DN 65/100 linear cage plug Type 2300 / 2400
	200 = DN 200	522 = DN 15/50 linear cage plug Type 5200
	532 = DN 65/200 linear cage plug Type 5300 / 5400	
	581 = DN 50/200 EQP/EQV PLUG Type 5800	
	582 = DN 50/200 PL PLUG Type 5800	
	583 = DN 50/200 PT PLUG Type 5800	

EXAMPLE :

ST	025	1
----	-----	---

STELLITED GUIDE BUSH CODE

Stellited	Bush	DN
ST	B	015100 = DN 15/100 125200 = DN 125/200

EXAMPLE :

ST	B	015100
----	---	--------

2 WAY SINGLE SEAT SOFT SEAL CODES

Soft Seal	Soft seal material	DN	Plug Type
TS	T = PTFE TG = PTFE/GR	015 = DN 15 020 = DN 20 025 = DN 25 032 = DN 32 040 = DN 40 050 = DN 50 065 = DN 65 080 = DN 80 100 = DN 100 125 = DN 125 150 = DN 150 200 = DN 200	M18 = MFP 1/8" M316 = MFP 3/16" M14 = MFP 1/4" M38 = MFP 3/8" B114 = BF 1 FLUTE 1/4" B214 = BF 2 FLUTES 1/4" B138 = BF 1 FLUTE 3/8" B238 = BF 2 FLUTES 3/8" 1 = DN 15/50 EQP PLUG 2 = DN 15/50 PL PLUG 3 = DN 15/50 PT PLUG 1 = DN 65/100 EQV PLUG 2 = DN 65/100 LV PLUG 3 = DN 65/100 VPT PLUG 1 = DN 125/200 EQP PLUG 2 = DN 125/200 PL PLUG 3 = DN 125/200 PT PLUG 222 = DN 15/50 linear cage plug Type 2200 232 = DN 65/100 linear cage plug Type 2300 / 2400 522 = DN 15/50 linear cage plug Type 5200 532 = DN 65/100 linear cage plug Type 5300 / 5400

EXAMPLE :

TS	TG	040	1
----	----	-----	---

PN 25 – PN 40 BELLOWS CODES

Bellow	Bellow rating	DN of body valve	Suffix
S	P25 = PN 25 P40 = PN 40	015020 = DN 15/20 025032 = DN 25/32 040050 = DN 40/50 065C19 = DN 65 stroke 19 mm 065C28 = DN 65 stroke 28 mm 080C19 = DN 80 stroke 19 mm 080C28 = DN 80 stroke 28 mm 100C19 = DN100 stroke 19 mm 100C28 = DN100 stroke 28 mm 125 = DN125 150 = DN150 200 = DN200	<u>Blanc</u> = standard X = AISI 316

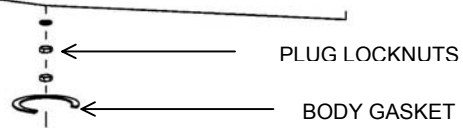
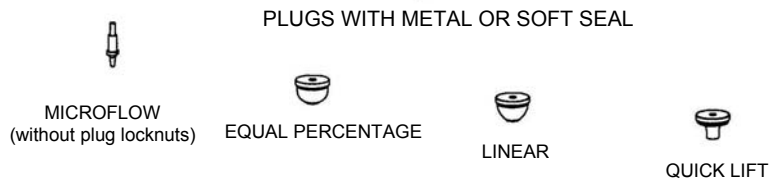
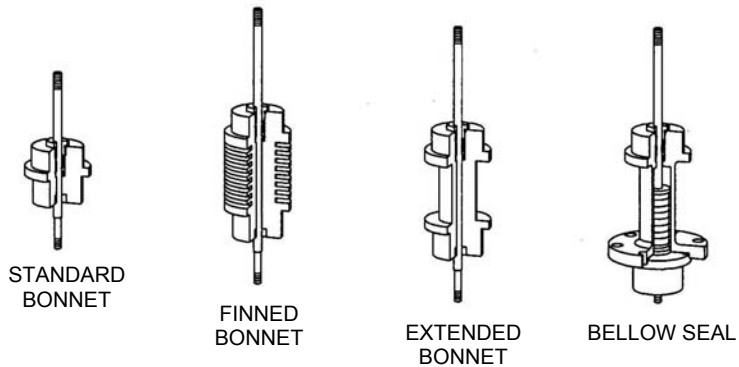
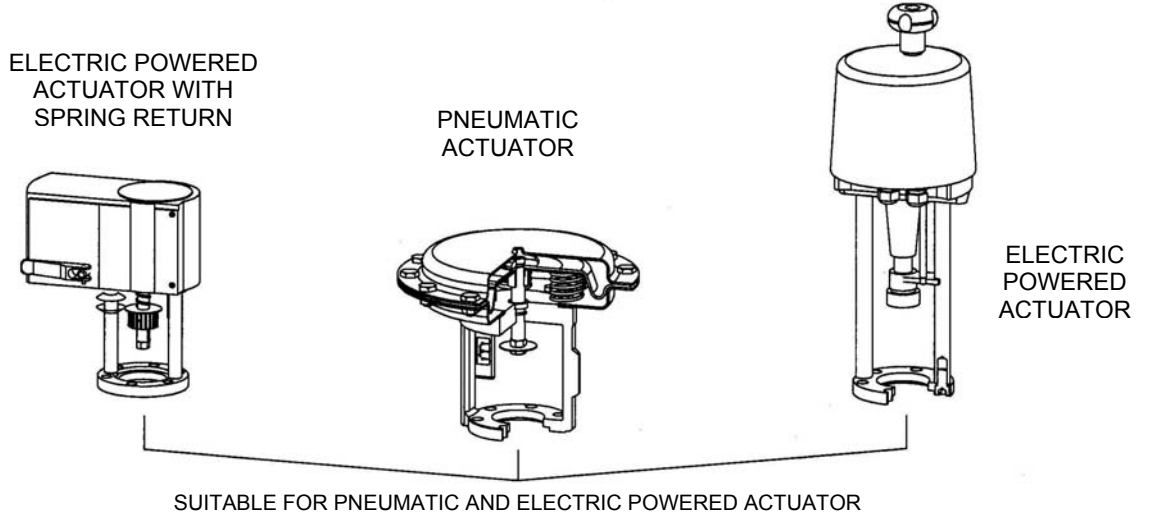
EXAMPLE :

S	P40	040050	
---	-----	--------	--

UNIWORLD series VALVES

Assembling system for 2 Way single seat valve

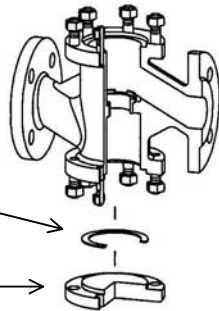
COMP2VS/E	
01	2007



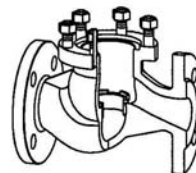
BODY
face to face ANSI - JIS

GASKET

BOTTOM
FLANGE



BODY
face to face DIN



CONFLOW s.p.a.

COMPANY
WITH QUALITY SYSTEM
CERTIFIED BY DNV
ISO 9001

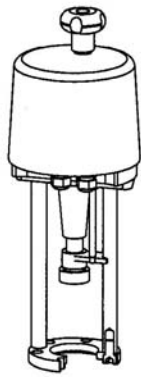
Via Lecco, 69/71
20041 AGRATE BRIANZA (MI)
Tel. 039/651.705 - 650.397
Fax 039/654.018

UNIWORLD series VALVES

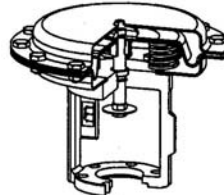
Assembling system for 2 Way double seat valve

COMP2VD/E	
01	2001

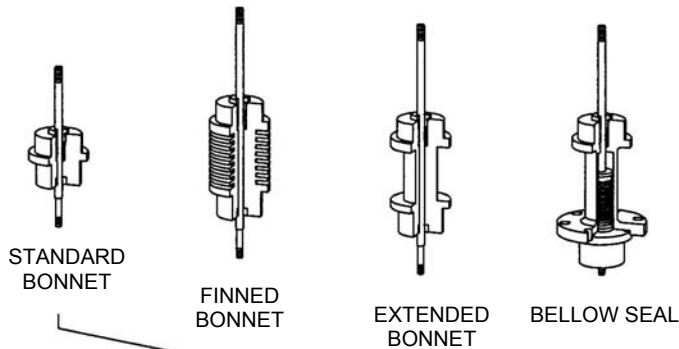
ELECTRIC
POWERED
ACTUATOR



PNEUMATIC
ACTUATOR



SUITABLE FOR PNEUMATIC AND ELECTRIC POWERED ACTUATOR



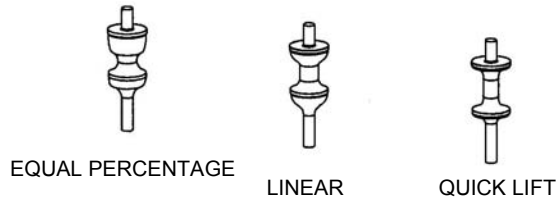
STANDARD
BONNET

FINNED
BONNET

EXTENDED
BONNET

BELLOW SEAL

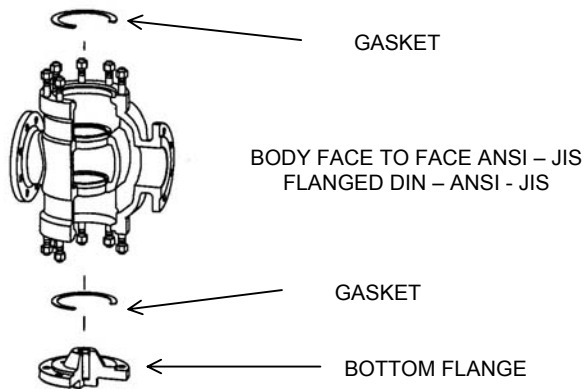
PLUGS WITH METAL SEAL PINNED TO THE STEM



EQUAL PERCENTAGE

LINEAR

QUICK LIFT



GASKET

BODY FACE TO FACE ANSI - JIS
FLANGED DIN - ANSI - JIS

GASKET

BOTTOM FLANGE

CONFLOW s.p.a.

COMPANY
WITH QUALITY SYSTEM
CERTIFIED BY DNV
ISO 9001

Via Lecco, 69/71
20041 AGRATE BRIANZA (MI)
Tel. 039/651.705 - 650.397
Fax 039/654.018

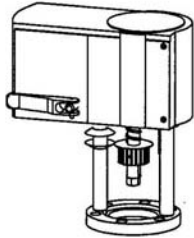
UNIWORLD series VALVES

Assembling system for 3 Way mixing valve

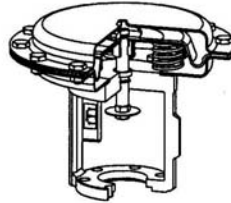
COMP3VM/E

01 2007

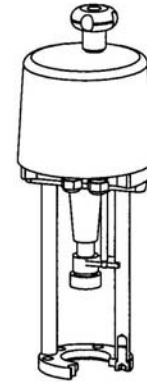
ELECTRIC POWERED
ACTUATOR WITH
SPRING RETURN



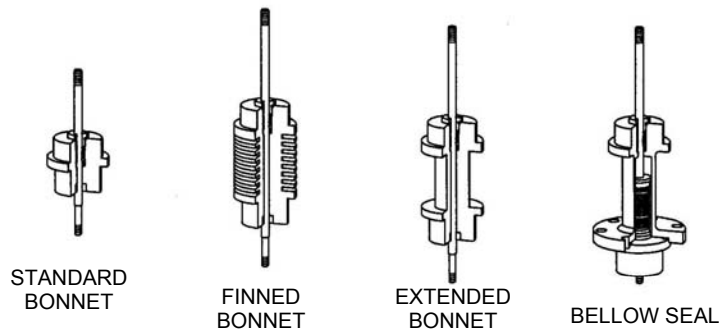
PNEUMATIC
ACTUATOR



ELECTRIC
POWERED
ACTUATOR



SUITABLE FOR PNEUMATIC AND ELECTRIC POWERED ACTUATOR

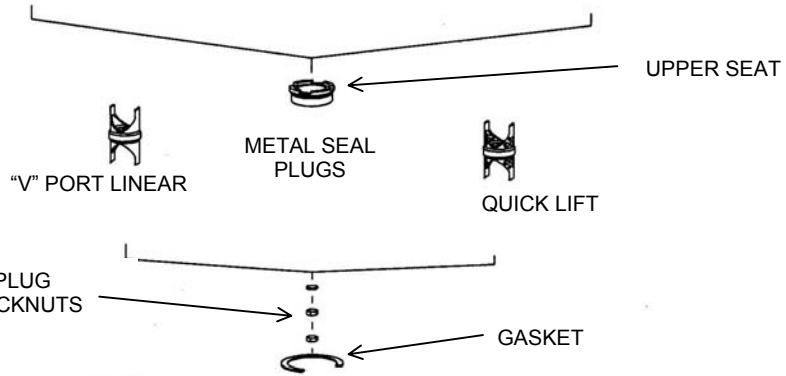


STANDARD
BONNET

FINNED
BONNET

EXTENDED
BONNET

BELLOW SEAL



UPPER SEAT

"V" PORT LINEAR

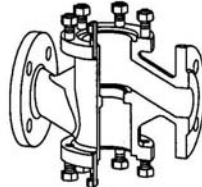
METAL SEAL
PLUGS

QUICK LIFT

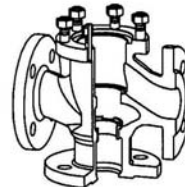
PLUG
LOCKNUTS

GASKET

BODY FACE TO FACE
ANSI - JIS



BODY FACE TO FACE
DIN



GASKET

STUD PIPE

LOWER SEAT

CONFLOW s.p.a.

COMPANY
WITH QUALITY SYSTEM
CERTIFIED BY DNV
== ISO 9001 ==

Via Lecco, 69/71
20041 AGRATE BRIANZA (MI)
Tel. 039/651.705 - 650.397
Fax 039/654.018

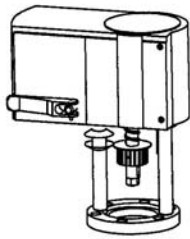
UNIWORLD series VALVES

Assembling system for 3 Way diverting valve

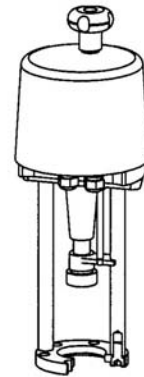
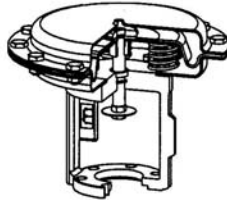
COMP3VD/E

01 2007

ELECTRIC POWERED
ACTUATOR WITH
SPRING RETURN

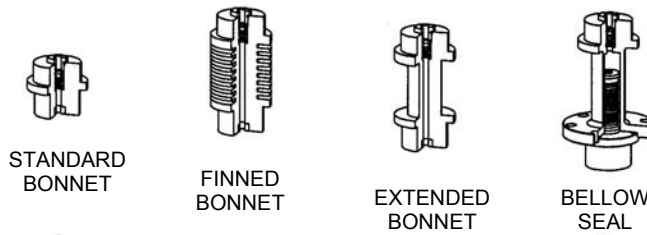


PNEUMATIC
ACTUATOR



ELECTRIC
POWERED
ACTUATOR

SUITABLE FOR PNEUMATIC AND ELECTRIC POWERED ACTUATOR



STANDARD
BONNET

FINNED
BONNET

EXTENDED
BONNET

BELLOW
SEAL

NUT

WASHER

UPPER PLUG "V" PORT LINEAR

UPPER PLUG QUICK LIFT

STEM

GASKET

BODY
FACE TO FACE ANSI - JIS

BODY
FACE TO FACE DIN

LOWER PLUG "V" PORT LINEAR

LOWER PLUG QUICK LIFT

GASKET

PLUG LOCKNUTS

STUD PIPE

CONFLOW s.p.a.

COMPANY
WITH QUALITY SYSTEM
CERTIFIED BY DNV
ISO 9001

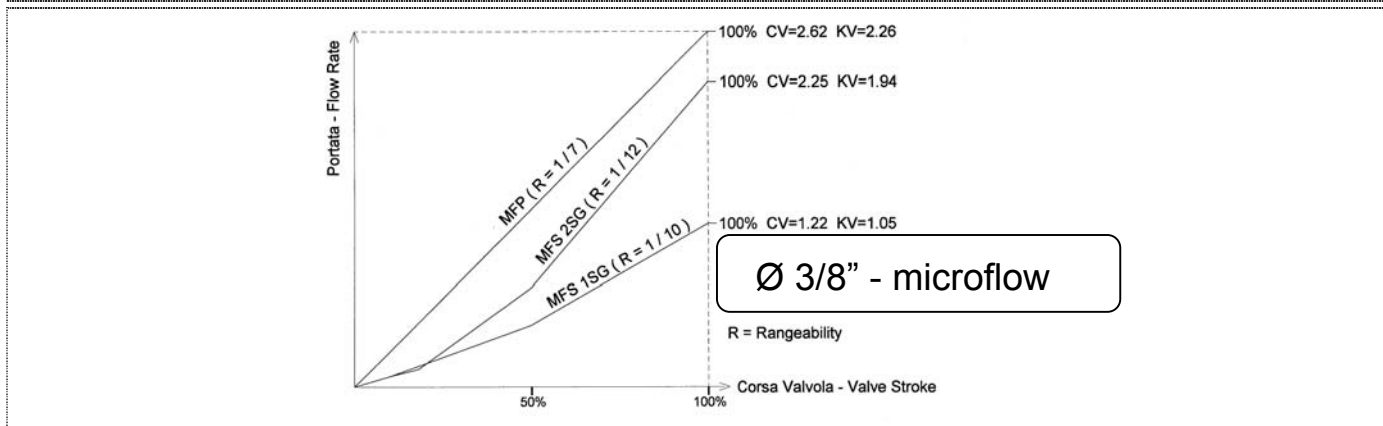
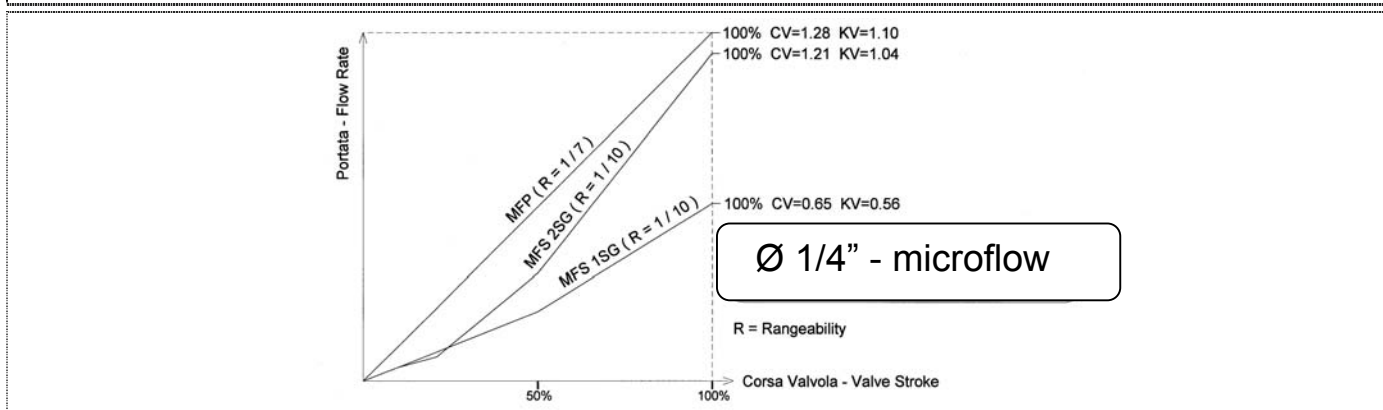
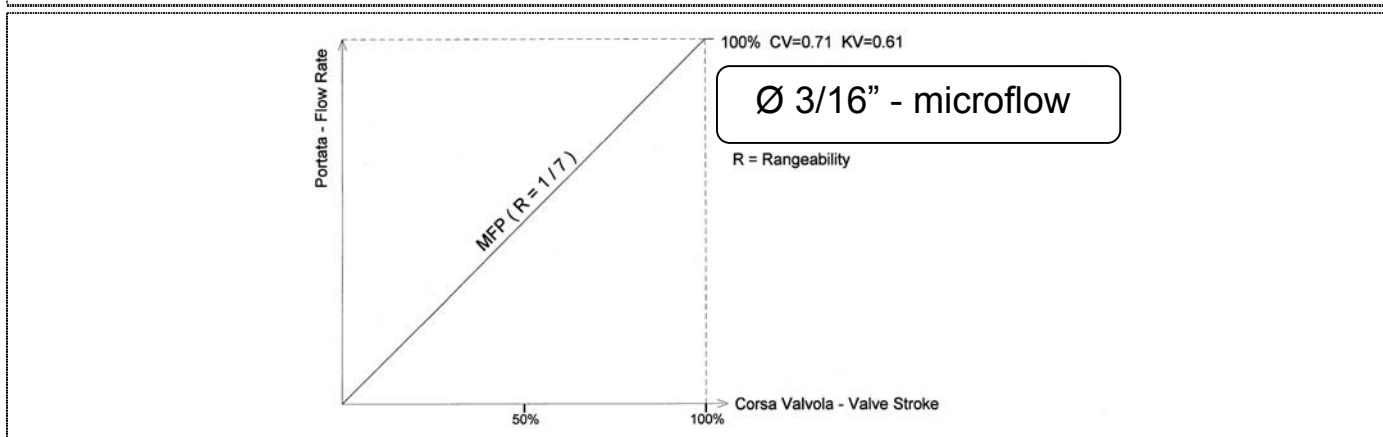
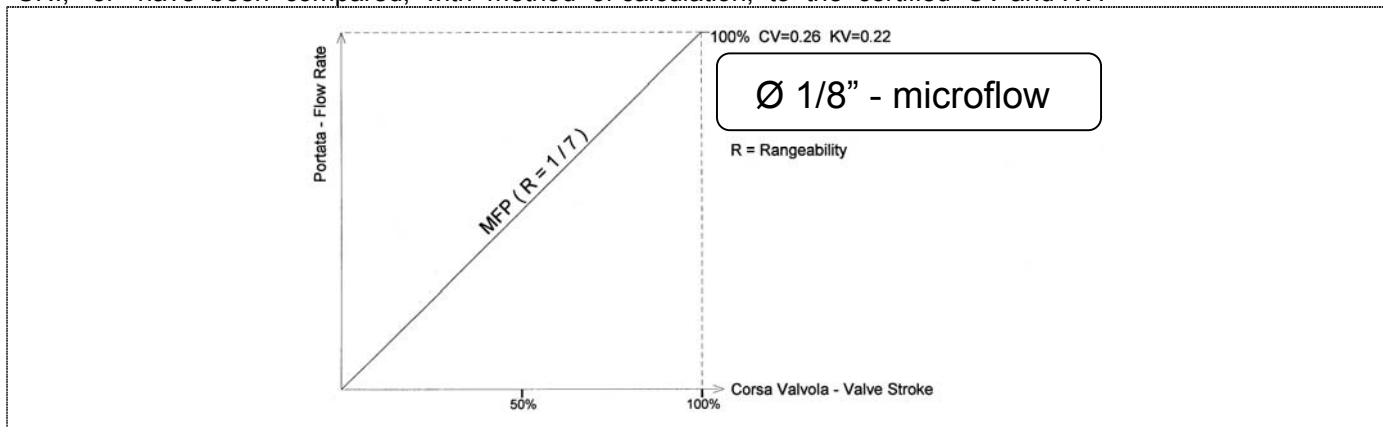
Via Lecco, 69/71
20041 AGRATE BRIANZA (MI)
Tel. 039/651.705 - 650.397
Fax 039/654.018

UNIWORLD series PLUGS PROFILES DIAGRAM SINGLE SEAT TWO WAY

GRAFIC01/E

01 2001

The american unit **CV** (flowrate in USGPM with 1 psi of differential pressure) and the metric one **KV** (flowrate in m3/h with 1 bar of differential pressure) declared in the technical documentation, have been tested by a research center, recognized by Ministry of Works, Ministry of Industry, ICIM and member of ASTM, EUROLAB, UNI, or have been compared, with method of calculation, to the certified CV and KV.



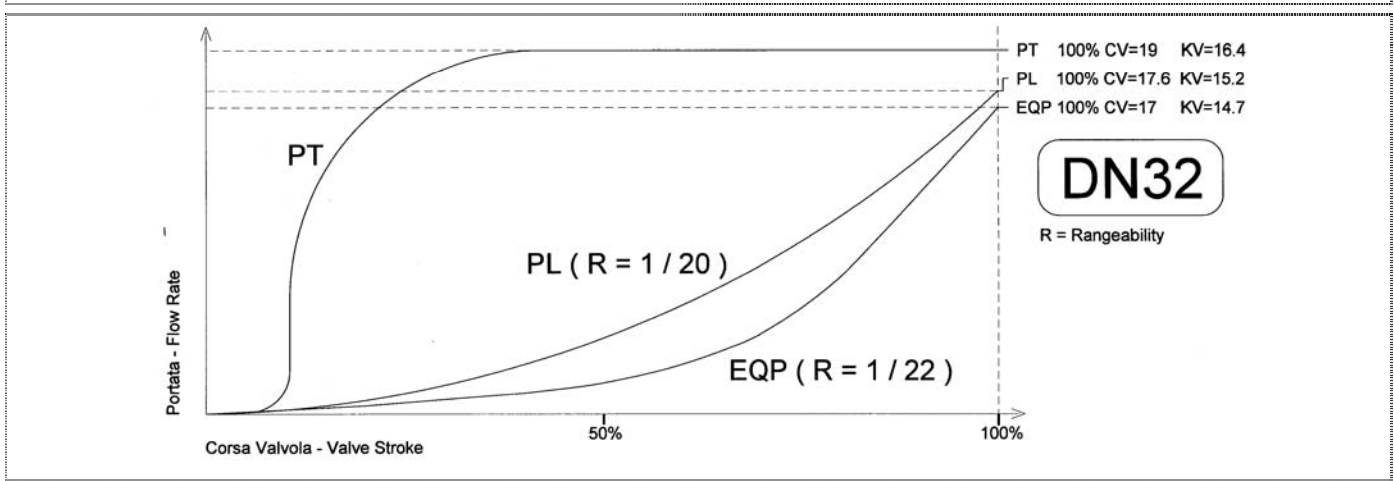
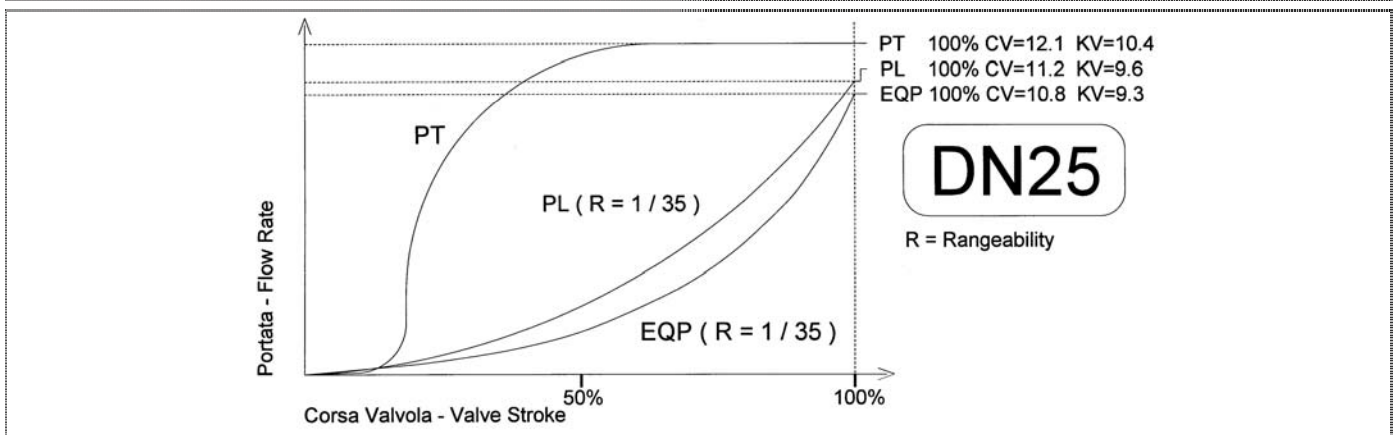
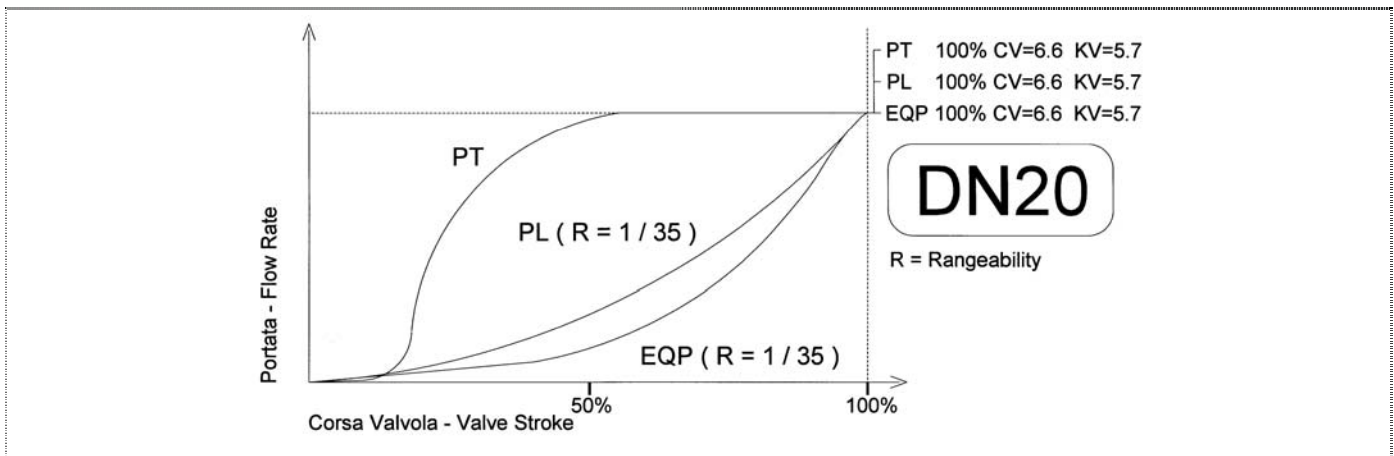
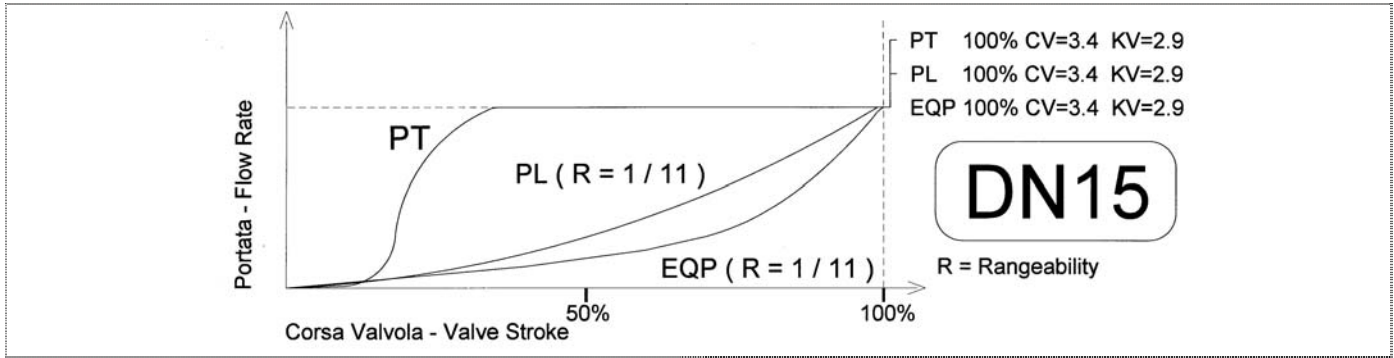
CONFLOW s.p.a.

COMPANY
WITH QUALITY SYSTEM
CERTIFIED BY DNV
== ISO 9001 ==

Via Lecco, 69/71
20041 AGRATE BRIANZA (MI)
Tel. 039/651.705 - 650.397
Fax 039/654.018

UNIWORLD series PLUGS PROFILES DIAGRAM SINGLE SEAT TWO WAY

The american unit **CV** (flowrate in USGPM with 1 psi of differential pressure) and the metric one **KV** (flowrate in m³/h with 1 bar of differential pressure) declared in the technical documentation, have been tested by a research center, recognized by Ministry of Works, Ministry of Industry, ICIM and member of ASTM, EUROLAB, UNI, or have been compared, with method of calculation, to the certified CV and KV.



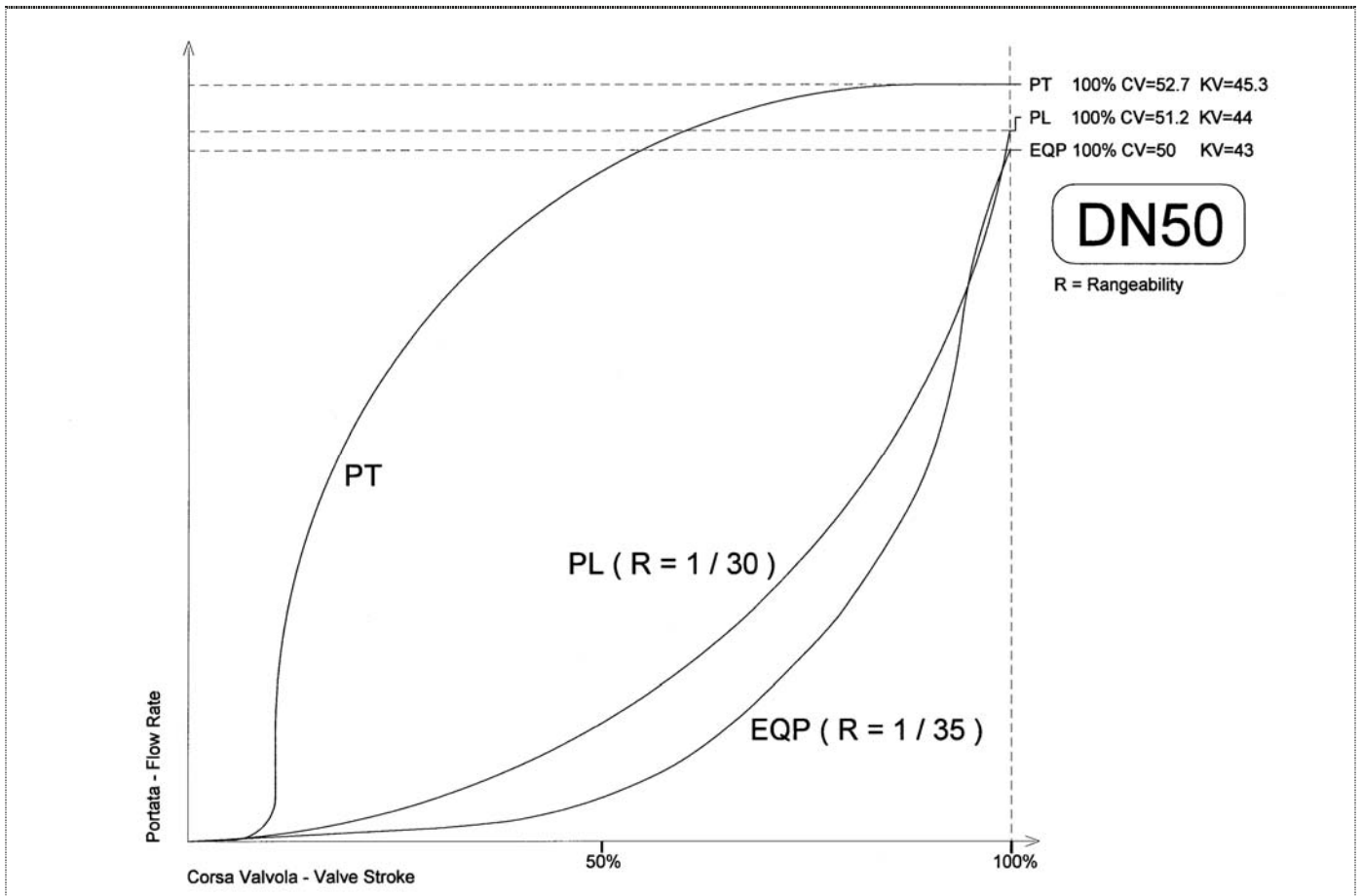
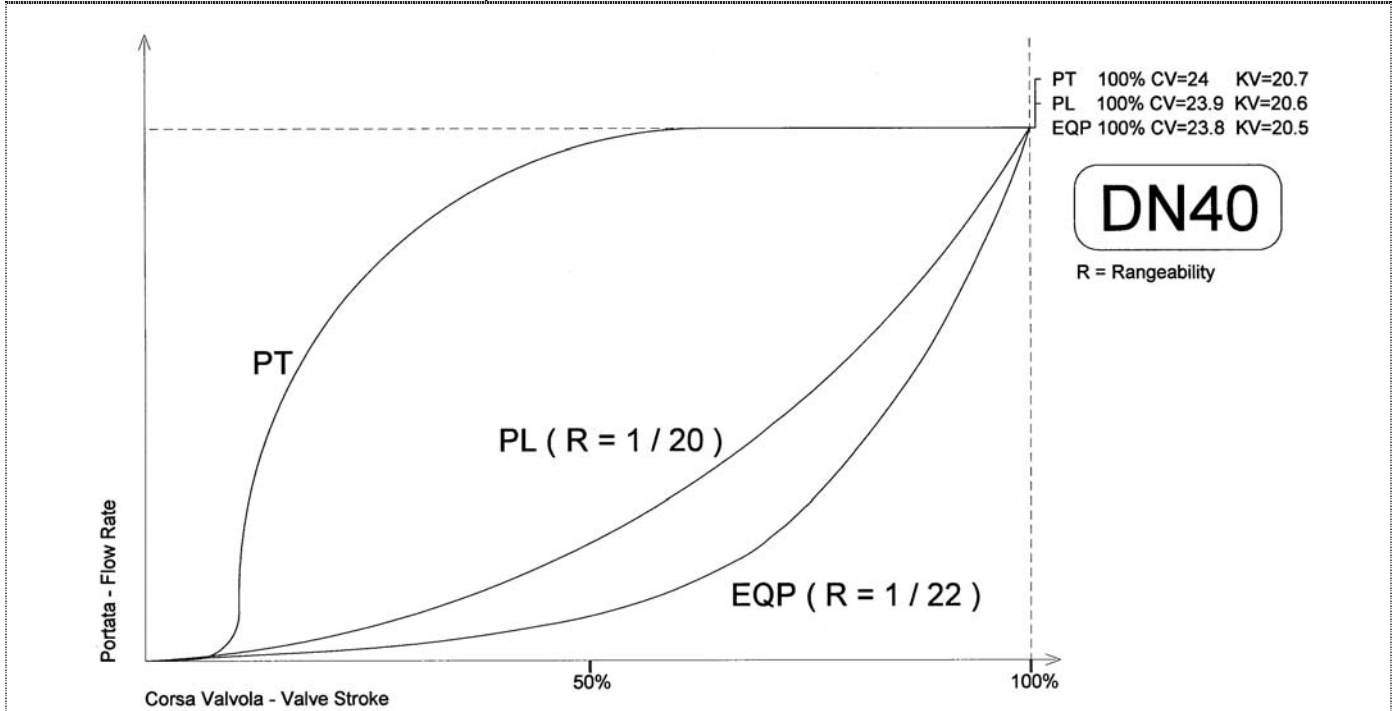
UNIWORLD series PLUGS PROFILES DIAGRAM

SINGLE SEAT TWO WAY

GRAFIC02/E

01 2001

The american unit **CV** (flowrate in USGPM with 1 psi of differential pressure) and the metric one **KV** (flowrate in m3/h with 1 bar of differential pressure) declared in the technical documentation, have been tested by a **research center**, recognized by Ministry of Works, Ministry of Industry, ICIM and member of ASTM, EUROLAB, UNI, or have been compared, with method of calculation, to the certified CV and KV.



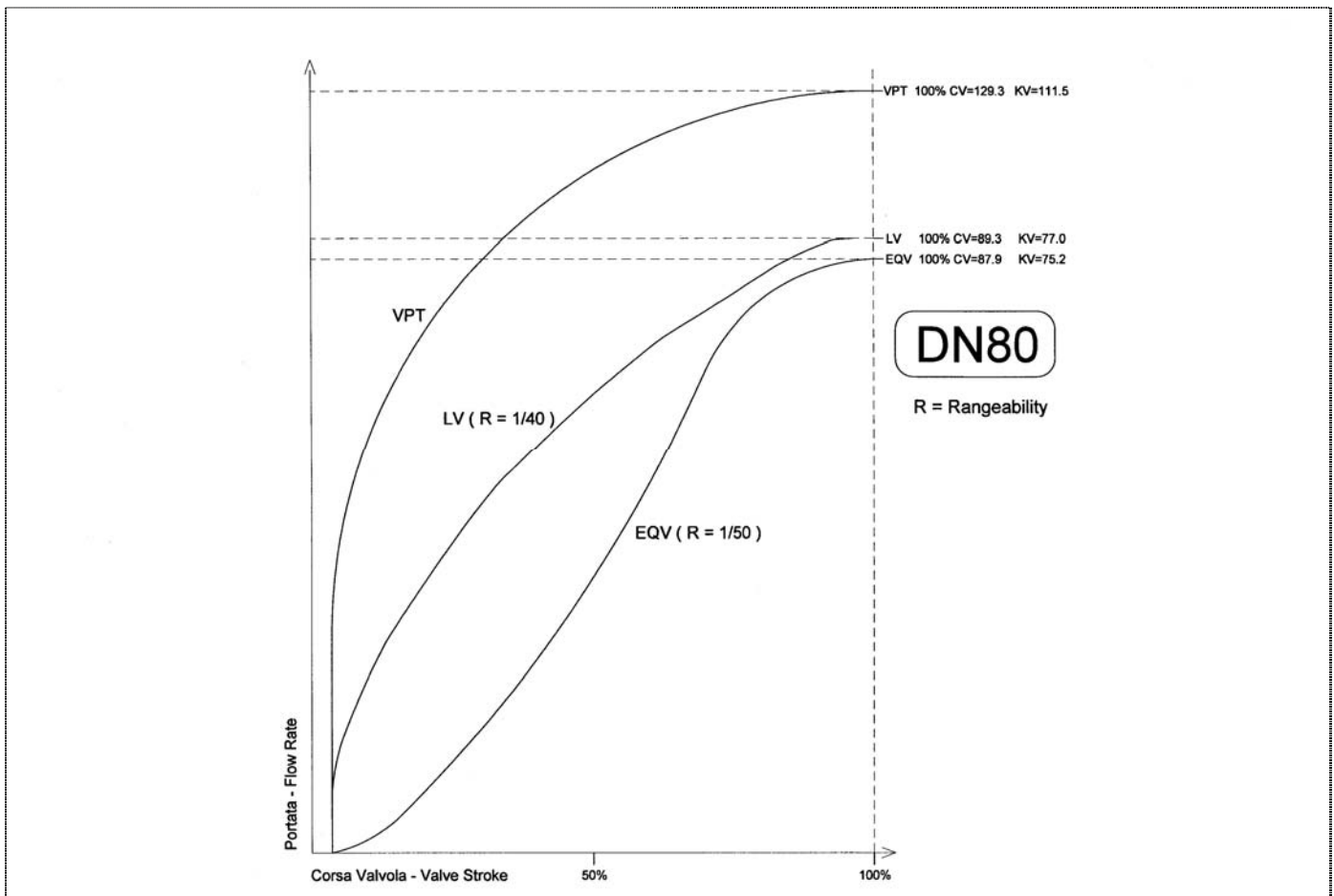
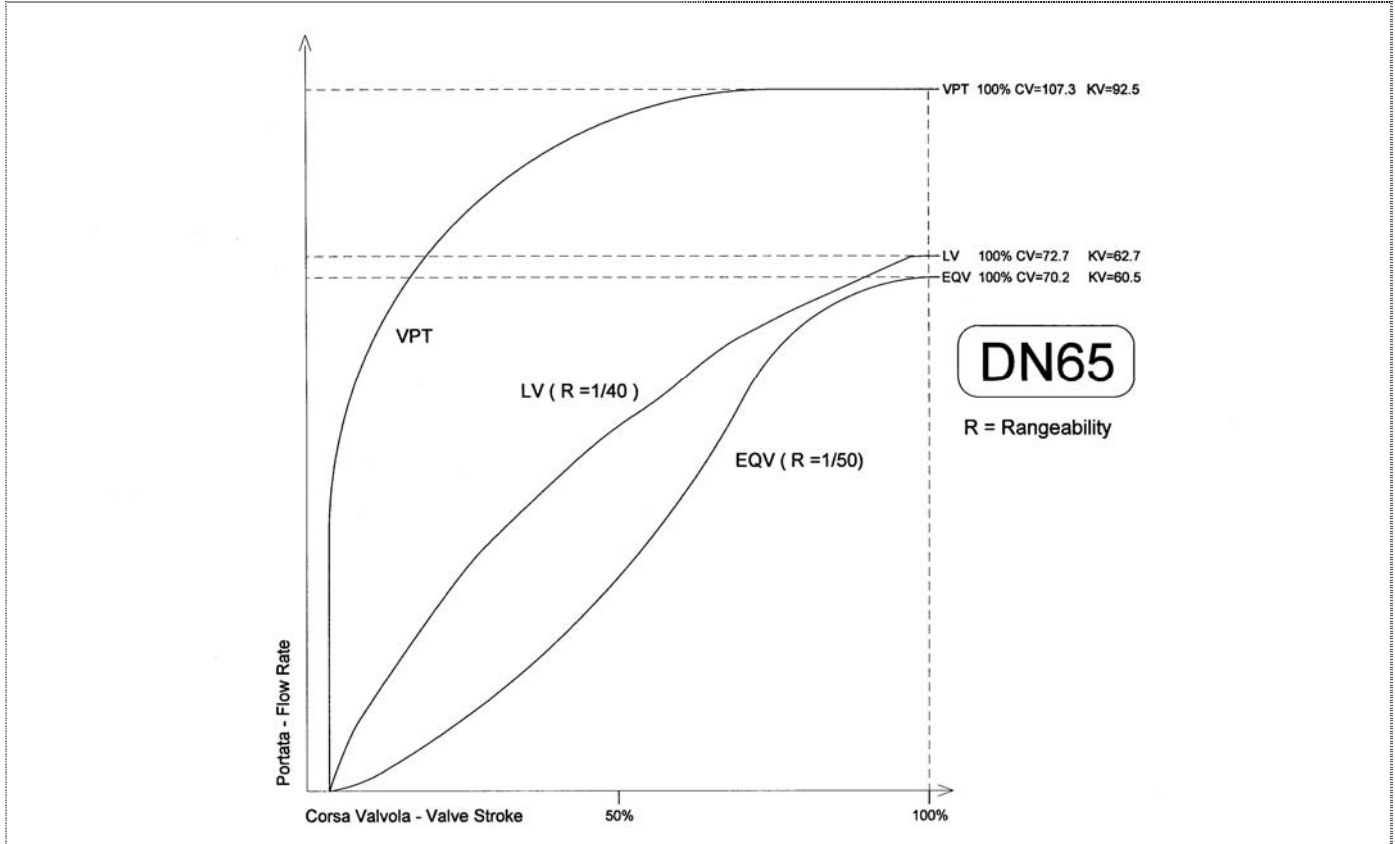
CONFLOW s.p.a.

COMPANY
WITH QUALITY SYSTEM
CERTIFIED BY DNV
== ISO 9001 ==

Via Lecco, 69/71
20041 AGRATE BRIANZA (MI)
Tel. 039/651.705 - 650.397
Fax 039/654.018

UNIWORLD series PLUGS PROFILES DIAGRAM SINGLE SEAT TWO WAY

The american unit **CV** (flowrate in USGPM with 1 psi of differential pressure) and the metric one **KV** (flowrate in m³/h with 1 bar of differential pressure) declared in the technical documentation, have been tested by a research center, recognized by Ministry of Works, Ministry of Industry, ICIM and member of ASTM, EUROLAB, UNI, or have been compared, with method of calculation, to the certified CV and KV.



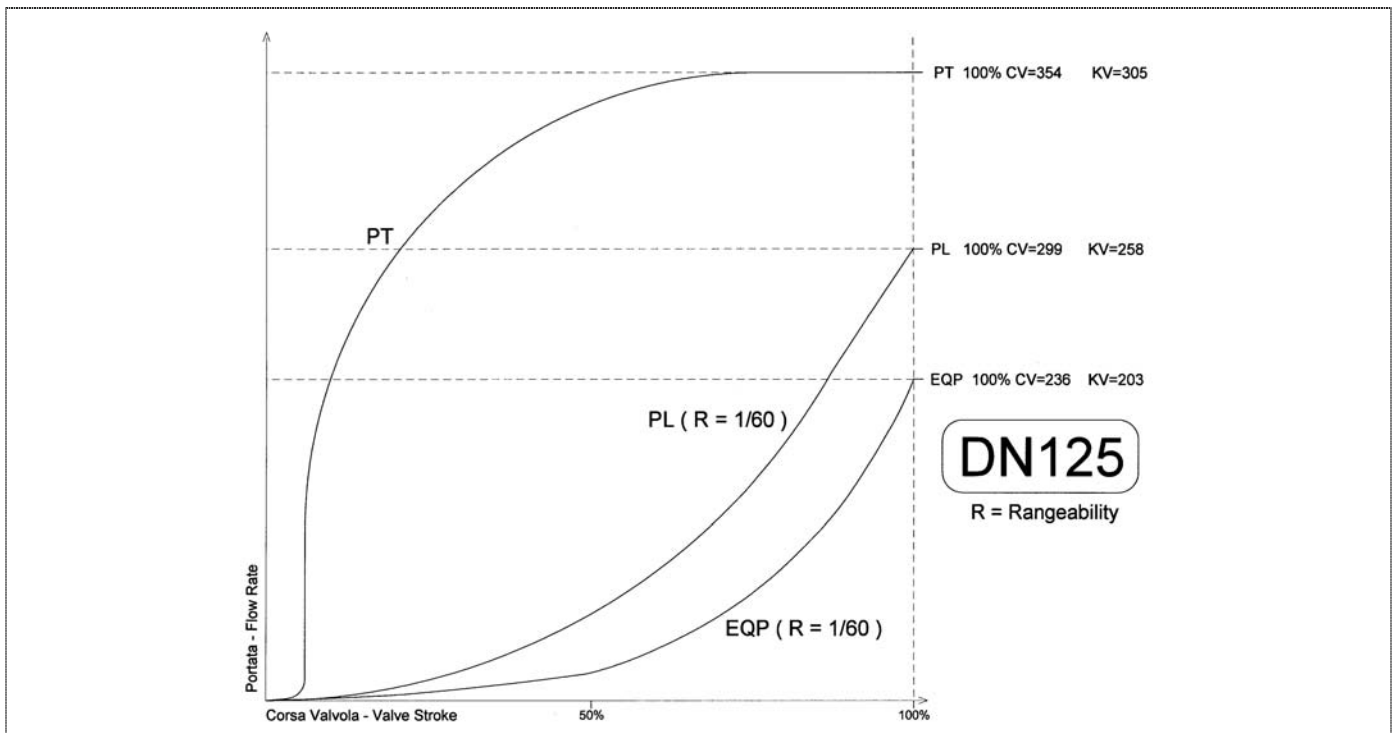
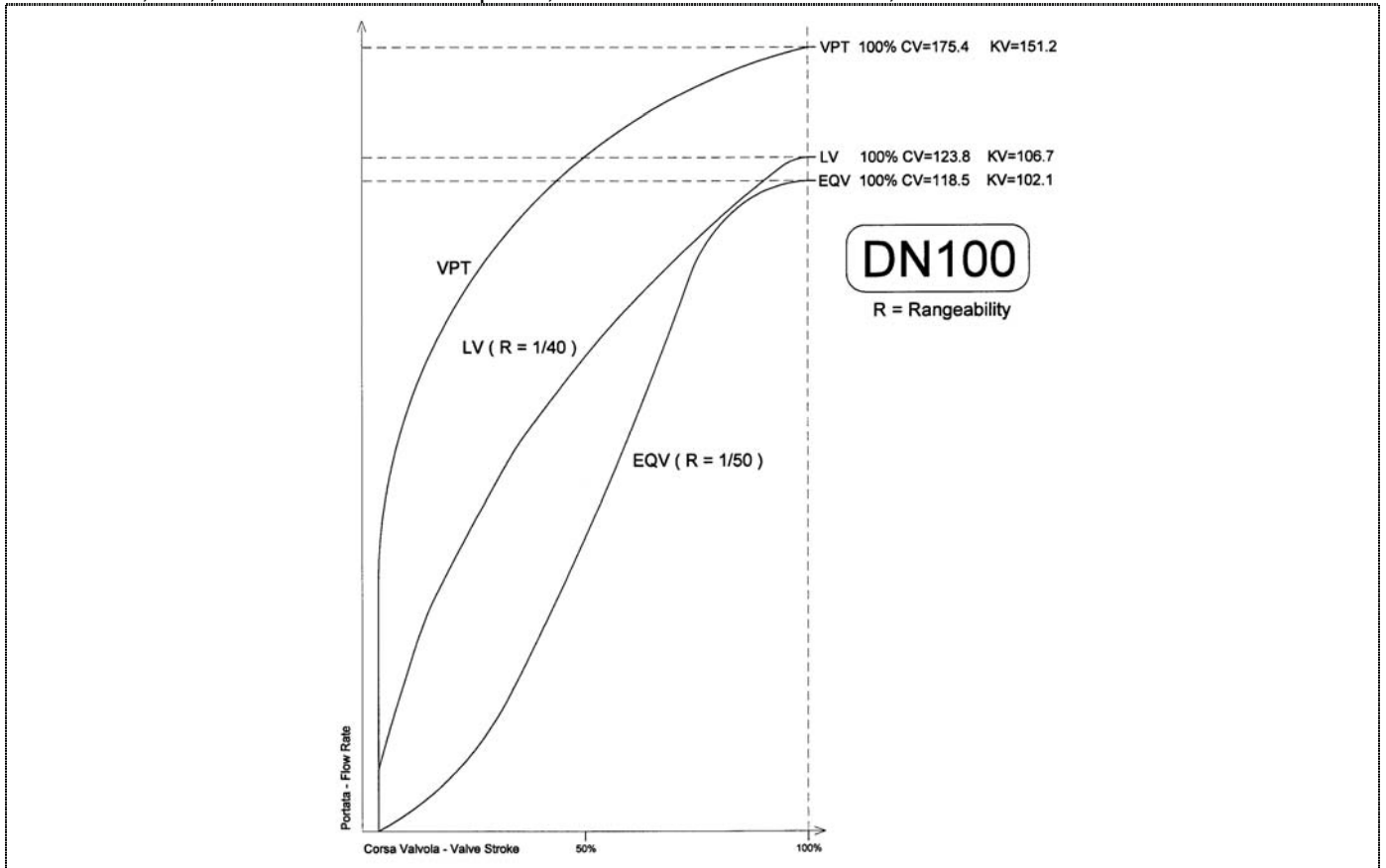
UNIWORLD series PLUGS PROFILES DIAGRAM SINGLE SEAT TWO WAY

GRAFIC03/E

01

2001

The american unit **CV** (flowrate in USGPM with 1 psi of differential pressure) and the metric one **KV** (flowrate in m3/h with 1 bar of differential pressure) declared in the technical documentation, have been tested by a **research center**, recognized by Ministry of Works, Ministry of Industry, ICIM and member of ASTM, EUROLAB, UNI, or have been compared, with method of calculation, to the certified CV and KV.



CONFLOW s.p.a.

COMPANY
WITH QUALITY SYSTEM
CERTIFIED BY DNV
ISO 9001

Via Lecco, 69/71
20041 AGRATE BRIANZA (MI)
Tel. 039/651.705 - 650.397
Fax 039/654.018

UNIWORLD series PLUGS PROFILES DIAGRAM SINGLE SEAT TWO WAY

The american unit **CV** (flowrate in USGPM with 1 psi of differential pressure) and the metric one **KV** (flowrate in m³/h with 1 bar of differential pressure) declared in the technical documentation, have been tested by **research center**, recognized by Ministry of Works, Ministry of Industry, ICIM and member of ASTM, EUROLAB, UNI, or have been compared, with method of calculation, to the certified CV and KV.

