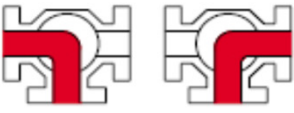

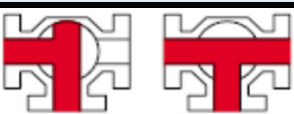

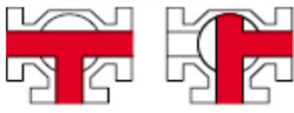







Dato:		Klinger ref.(S-nr)	
Kunde:			
Kontaktperson:			
Mail:			
Telefon:			
Projekt ref.			
Medie			
Type (L eller T boret)		Materialekrav / rørmateriale	
Designtryk (PN)	Bar(o)	Driftstryk	Bar(o)
Designtemp.	°C (min/maks)	Driftstemp.	°C (min/maks)
Tilslutning		Standard (EN-ANSI-JIS mm.)	
Andre krav ønsker			
Marker flow plan nedenfor			
Flowplan for L- boret 90° drejende		Flowplan for L- boret 180° drejende	
POSITON 1 POSITON 2  FLOW PLAN A	POSITON 1 POSITON 2 POSITON 3  FLOW PLAN B		
Flowplan for T- boret 90° drejende		Flowplan for T- boret 180° drejende	
 FLOW PLAN D  FLOW PLAN F  FLOW PLAN E  FLOW PLAN G	 FLOW PLAN H  FLOW PLAN I  FLOW PLAN K  FLOW PLAN J		